

Bright
Simply brilliant software

Easing your workload

How to automate the paperwork

1

Bright
Simply brilliant software

Accountancy, tax, payroll and practice management software

BrightPay **BrightManager** **BrightTax** **BrightPropose**
BrightAccountsProduction **BrightBooks** **BrightCoSec**

3

Your presenters

Joe Moore
Content Marketing Executive

Keith Millar
Sales Executive

4

Recording

Email

Handouts

Questions

5

Agenda

- › Automation of data collection with Dext Prepare
- › Improving productivity through integration
- › See the software in action
- › Overcoming barriers to boost productivity
- › Questions & answers




6

How can you improve productivity using automation?

7

Automation

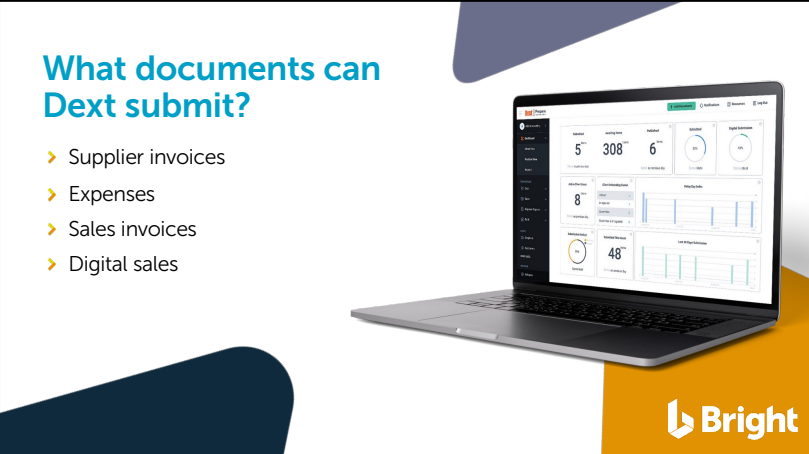
- Collection and input of client data**
Time-consuming and tedious
- Unmanageable paperwork and receipts**
Unorganised paperwork
- VAT-return services**
Improving the pre-accounting processes
- Dext Prepare**
Use software to automate paperwork



8

What documents can Dext submit?


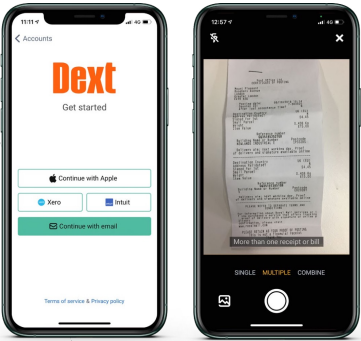
- › Supplier invoices
- › Expenses
- › Sales invoices
- › Digital sales



9

How do you submit documents?

- Dext Prepare mobile app
- Email
- Drag and drop multiple PDFs



10

Dext

- 99% accuracy
- 20 million documents
- 30 seconds
- 65% take 8 seconds

11


Automation

More automation with supplier & customer rules

- Category
- Invoice due date
- Tax rate
- Payment method
- Paid/Unpaid status
- Description
- Currency

Dext offers **Smart Split**

- Split a receipt into line items
- Percentage split
- Fixed amounts



12



How else can Dext improve productivity?



13

Communication

Instant item messaging

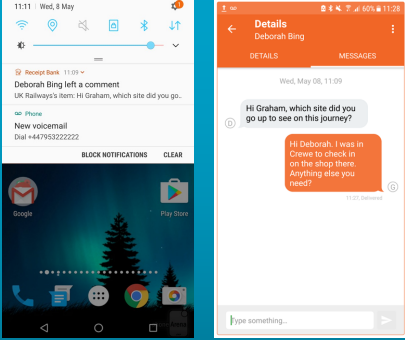
- Direct message
- Get further clarification

Tracking information


- Time stamps
- Keep track

Push notifications

- Alerts received on their phone
- 7 times more likely to be opened



The first screenshot shows a notification for a receipt from 'Receipt Bank' with a comment from 'Deborah Bing' asking for clarification on a site. The second screenshot shows a text message conversation where 'Deborah Bing' asks 'Hi Graham, which site did you go up to see on this journey?' and 'Graham' replies 'Hi Deborah, I was in Creeve to check in on the shop there. Anything else you need?'.




14




How can you improve how your team work together?

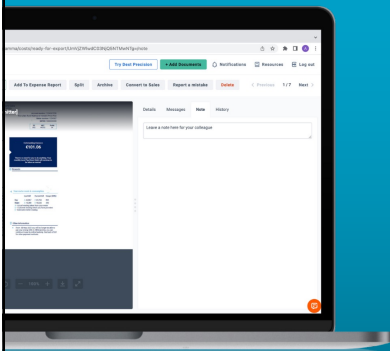
15



A more productive team

- User permissions**
Specific user roles and use audit logs
- Access Practice Insights**
Only available on the Dext Optimise plan
- Create and publish expense reports**
Approve and review expenses
- Publish items to accounting software**
Be confident that it is correct

16




A more productive team

Greater collaboration

- Share client workload
- View messages between client and the team
- Leave notes on a particular item

Speed up processing time

Free up your people to focus on high-value services



17

Actionable insights with Dext

➤ How can understanding your clients better help?

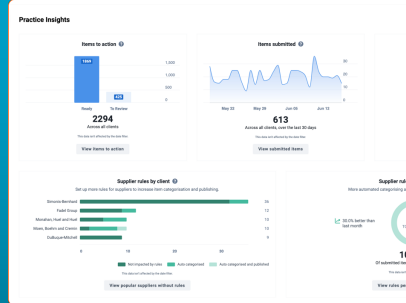




18

Use Practice Insights


To view key figures

- Items that need to be reviewed
- Items submitted in the last 30 days
- Inactive clients
- Supplier rules performance

19

Use Practice Insights



Further analysis

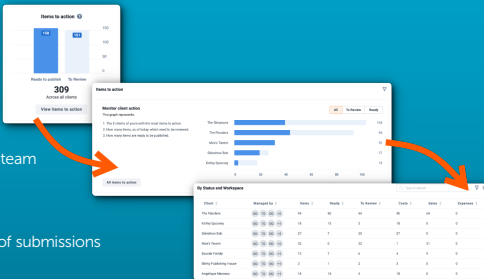
- Gain insights on specific clients
- Who has the most items to action
- Which clients need more support

Who manages the clients

- Gain a better understanding of your team
- Delegate their work better

Submission trends

- Anticipate for times of high volume of submissions
- Plan ahead: resources and workload



20

Integration between Dext and BrightBooks

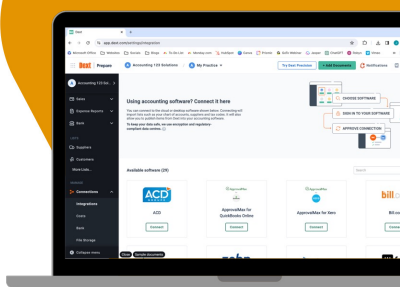


21


Integration

Create an end-to-end solution with BrightAccountsProduction

- › 34 integrations
- › Two platforms work together
- › Data can be published directly to BrightAccountsProduction
- › Correct format
- › Reducing the risk of incorrect submissions



The screenshot shows a web interface with a sidebar on the left and a main content area. The main area has a heading 'Using accounting software? Connect it here' and a list of integration options including ACP, BrightBooks, and others. There are 'Add' buttons next to each option.

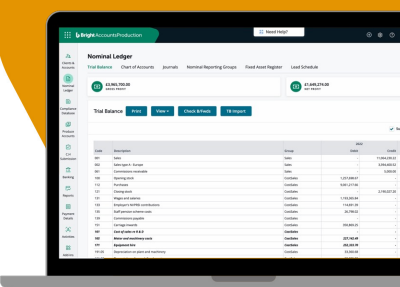


22


Integration

BrightBooks and BrightAccountsProduction

- › BrightAccountsProduction is an online accounts production software
- › Flexible compliance database
- › Multiple format types
- › In-built electronic signatures
- › Extend to include a bookkeeping platform
- › Complete VAT returns
- › Bank reconciliation
- › And more



The screenshot shows a 'Nominal Ledger' page with a table of transactions. The table has columns for Date, Description, Debit, and Credit. The data includes various entries like 'Bank of Ireland', 'Vodafone', and 'Electricity'.

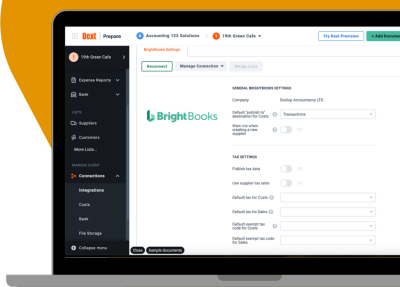


23


Integration

Reduce errors & save time

- › Send expenses in just a few clicks
- › Reducing manual entry
- › Improves data accuracy
- › Reduces the time spend locating and fixing mistakes



The screenshot shows a 'BrightBooks' settings page. It has a sidebar on the left and a main content area with various configuration options like 'Company', 'Banking Account', and 'VAT Settings'.

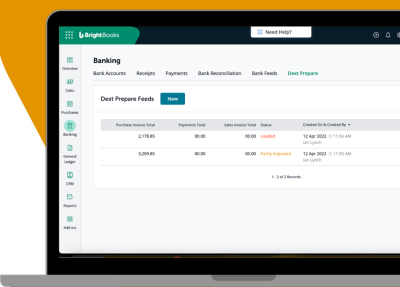


24


Integration

Use BrightBooks to modify VAT rates

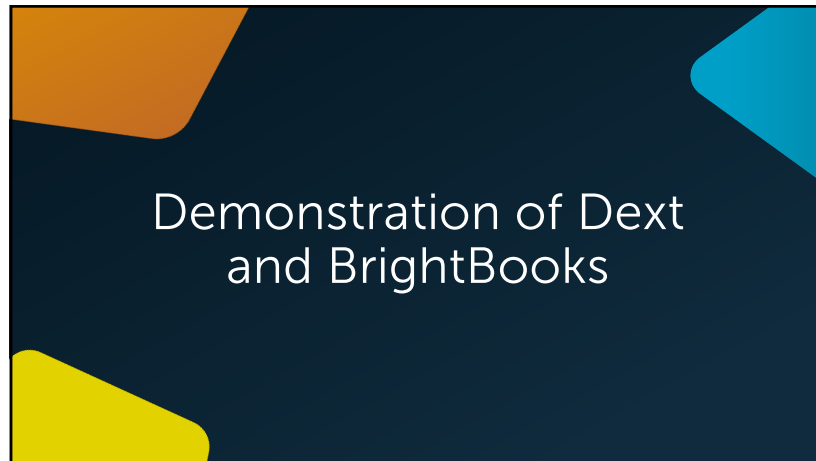
- › Dext does not automate tax calculation if there are multiple VAT rates
- › Use BrightBooks to complete this
- › Use BrightBooks' Split button to modify VAT rates



The screenshot shows a 'Banking' page with a table of transactions. The table has columns for Date, Description, Debit, and Credit. The data includes entries like 'Bank of Ireland' and 'Vodafone'.



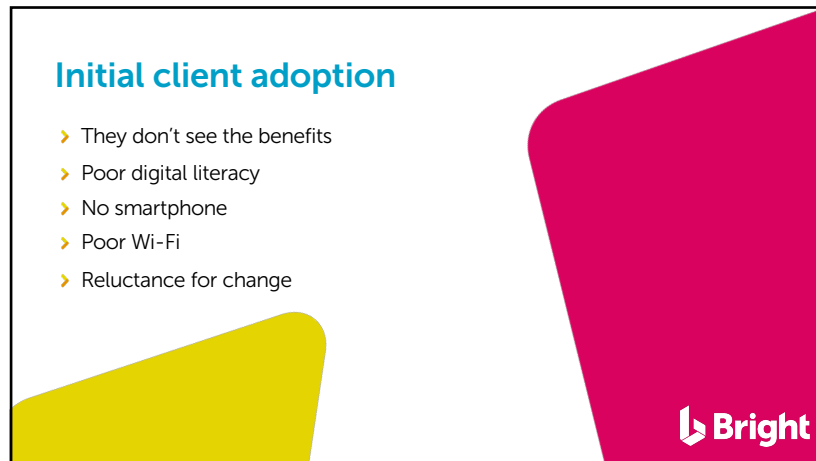
25



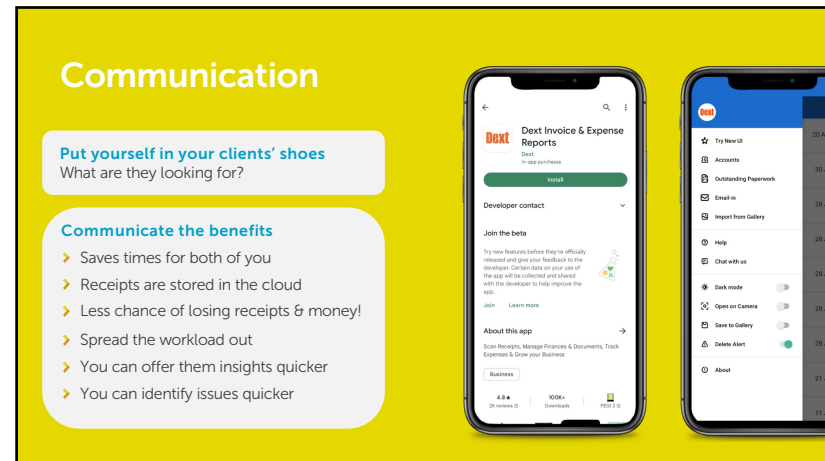
26



27



28



29

Technology

Make it as easy as possible



- › Training day
- › Share the app link
- › Alternative: Sending by email
- › Take photos and wait to upload later




30

Reluctance to change

- › Be careful with your communications
- › Use the right wording
- › Introduce it as a new essential part of your services
- › Part & parcel of how you do business

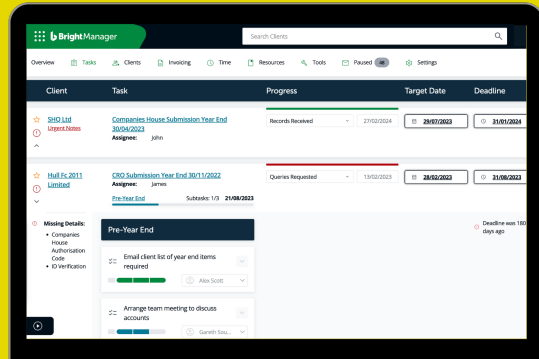
31

Continued use of Dext

- › Clients need to be using Dext regularly
- › Last minute submissions
- › Check Dext regularly
- › Use Practice Insights
- › Use instant messaging to send reminders
- › Follow up conversations / training sessions



32



The screenshot shows the Bright Manager interface with a navigation menu (Overview, Tasks, Clients, Invoicing, Time, Resources, Tools, Paused, Settings) and a main table of client tasks. The table has columns for Client, Task, Progress, Target Date, and Deadline. Two tasks are visible: 'Companies House Submission Year End' for 'SHD Ltd' and 'CRS Submission Year End 30/11/2022' for 'Hall Fc 2011 Limited'. Below the table, there are sections for 'Missing Details' and 'Pre-Year End' with various status indicators and action buttons.

33



34



35