



 **Bright**
Simply brilliant software

The key to creating a successful payroll workflow



2

Presenters 




Joe Moore
Content Marketing Executive

Neil Masters
Sales Executive

Conor Callaghan
Sales Executive

3




Questions

Handouts

Recording

Email

4

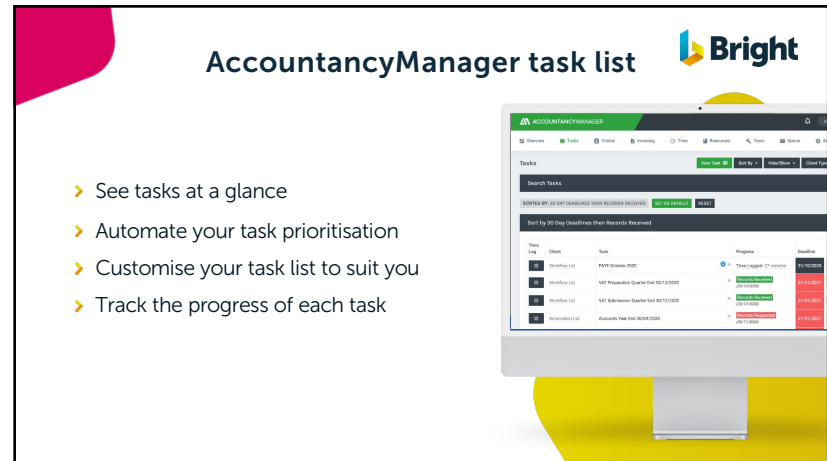
Agenda 

1. How to manage your payroll tasks
2. Top tips to create a payroll workflow
3. How to save hours by automation
4. Track your payroll progress
5. Live demonstration of BrightPay and AccountancyManager
6. Questions and answers

5



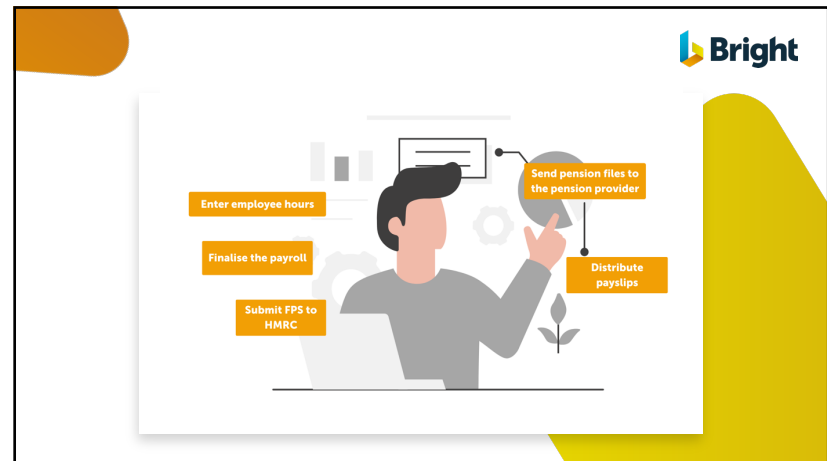
6



7



8



9


Client payroll entry & approval 




- Send payroll requests to clients
- Client payroll approval function

10

BrightPay's Payment API




- › Pay employees, subcontractors and HMRC through BrightPay
- › Powered by Modulr
- › Eliminate bank files
- › Clients easily approve payments







11

Save hours of time with intelligent automation

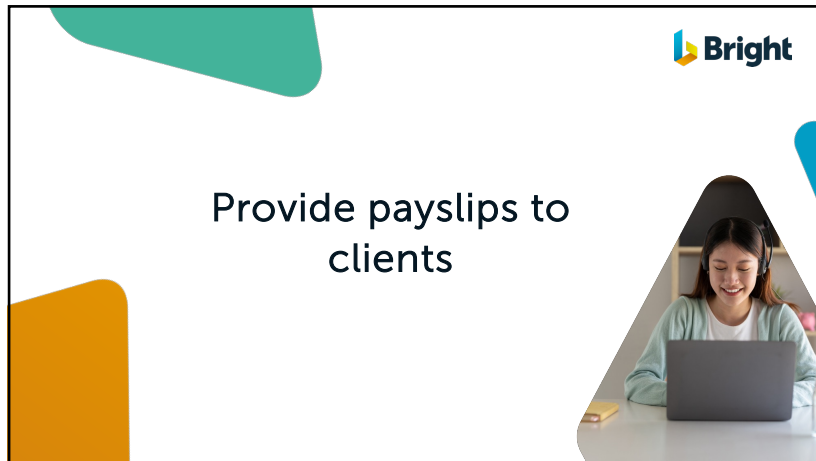



12

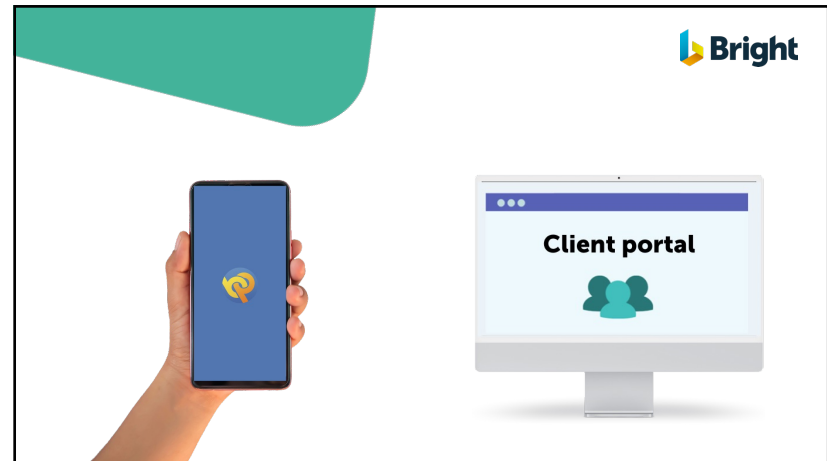


-  **Over 40** email templates
-  Set up reminder emails
-  Keep your clients compliant

13



14



15



16



17



Bright
Simply brilliant software

Accountancy, tax, payroll and
practice management software

brightpay **AA** ACCOUNTANCY MANAGER surf **btc** SOFTWARE

BrightPropose BrightCoSec BrightTax